

Capital funding for SEND

- **What are Local Authorities currently planning with their capital funding?**
- **How much do places cost to build?**
- **Demographic trends and what might future projects look like**

13 September 2018, Marie-Elise Howells



Capital funding for SEND

- **0-25 duties – so not just about schools**
- **Demographic growth, changing populations**

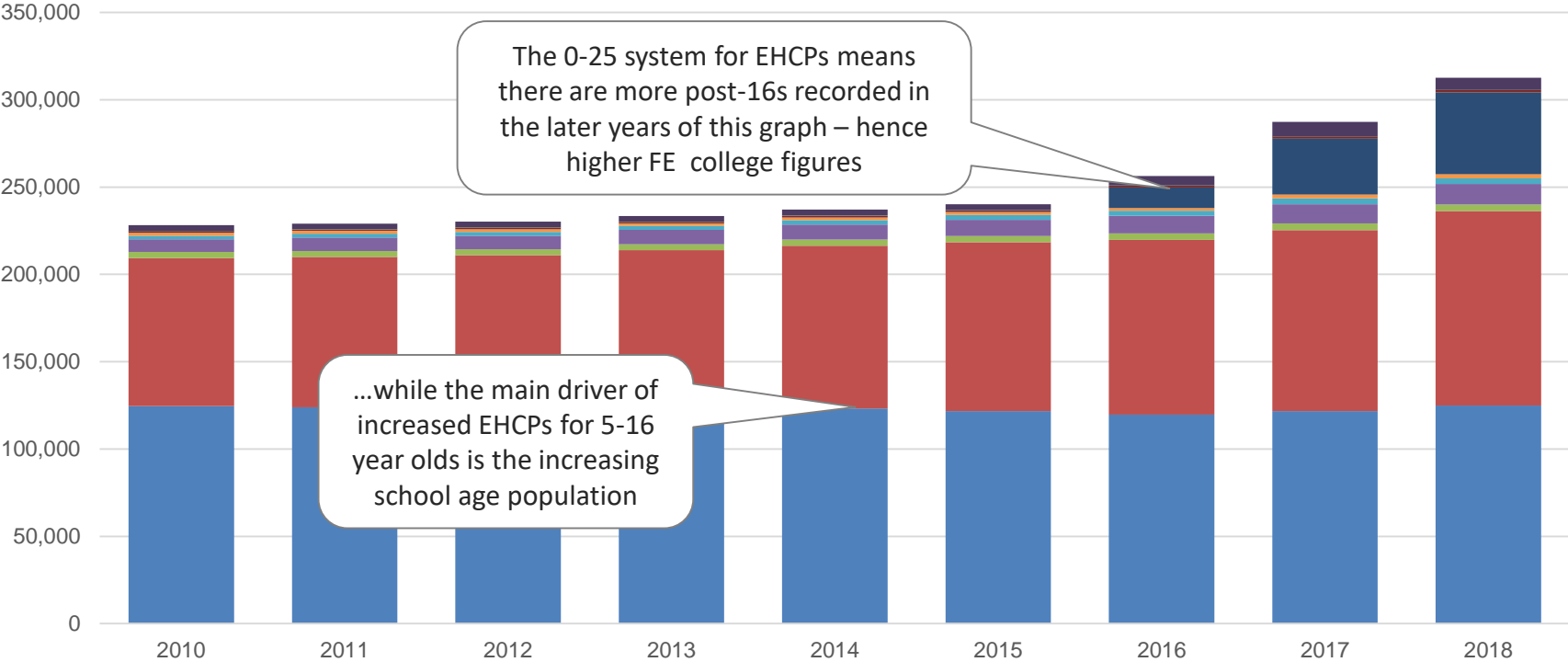
**Every school is a school for children with SEND,
every teacher is a teacher of children with SEND**

**For the purpose of this workshop – focusing on
capital needs for children whose needs are relatively
more complex, and particularly on the £265m special
provision capital funding that covers 2018-21**



Types of placement for students with EHCPs

Placement types for pupils and young people with an EHCP



- Mainstream
- Special
- Non-maintained special
- Independent special
- Other independent
- Alternative provision
- Further Education
- Non-maintained Early Years settings
- Hospital schools
- Educated elsewhere

Landscape of capital funding

- Basic need funding
- Condition funding
- Special and AP free schools – new round seeking LA commissions for up to 30 more schools currently open
- £265m special provision capital funding (focus of these slides)

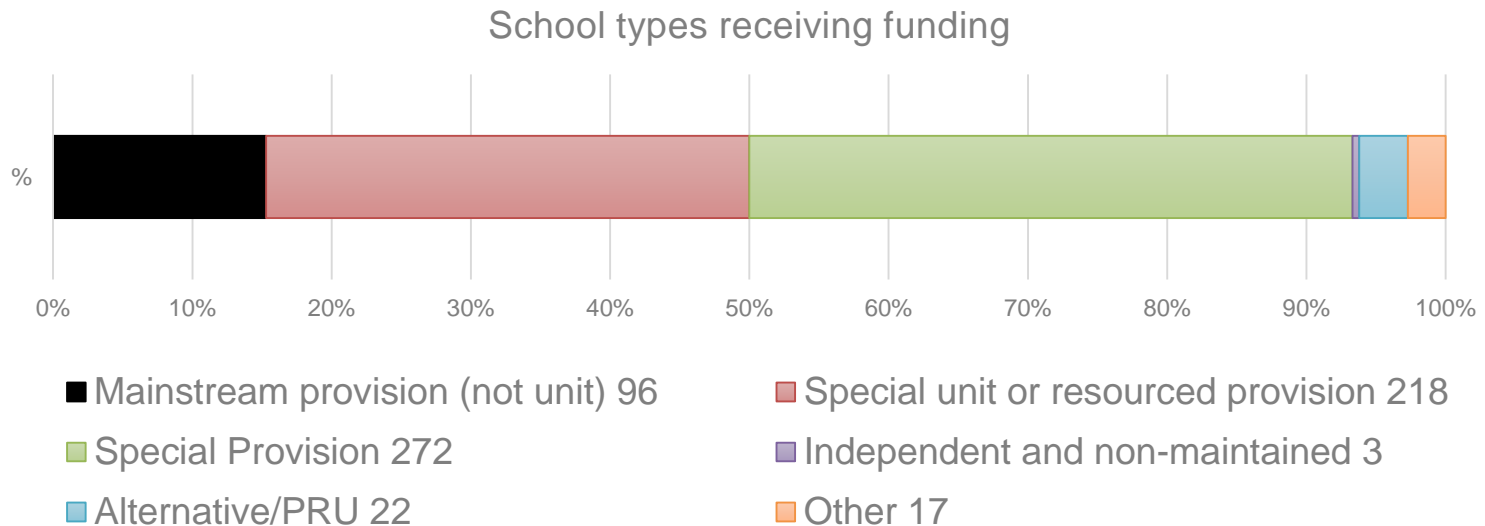


Capital funding and sufficient places for children with SEND

- LA duties on sufficiency apply to all children, plus there are additional specific duties re SEND
 - All children attending mainstream schools (including those with SEND) captured in basic need capital funding system
 - £265m capital funding from 2018-21 specifically for special provision
 - Facilities **and** new places – interaction between capital spend and revenue pressures
 - Requirement to consult, and to publish a plan (template provided). £23m strategic planning fund announced late 2016 supports this.



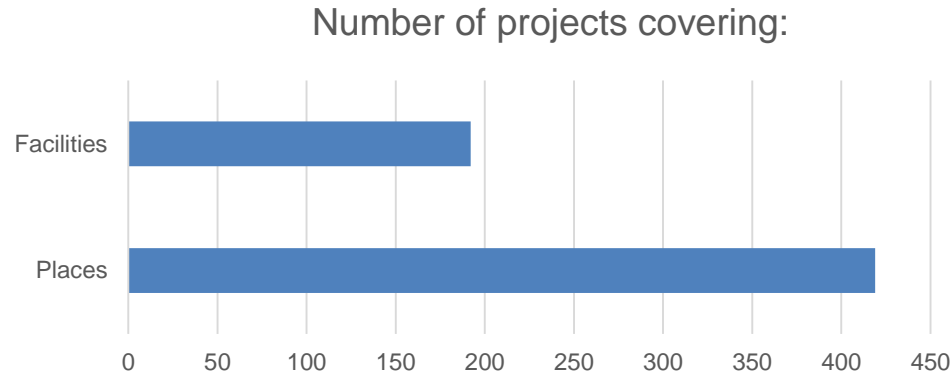
Half of projects are in mainstream schools



- 470 projects are currently being planned or explored using the special provision capital funding - 611 projects in total (including projects that use other funding)
- LAs have so far described plans for a bit less than half of their SPCF funding (around a third of projects have no costs described so far because they're still commercially confidential)
- Costs per place in LAs' published plans are often low compared to what we know about SEN costs per place more widely



About a third of projects involve improving facilities, rather than building new places

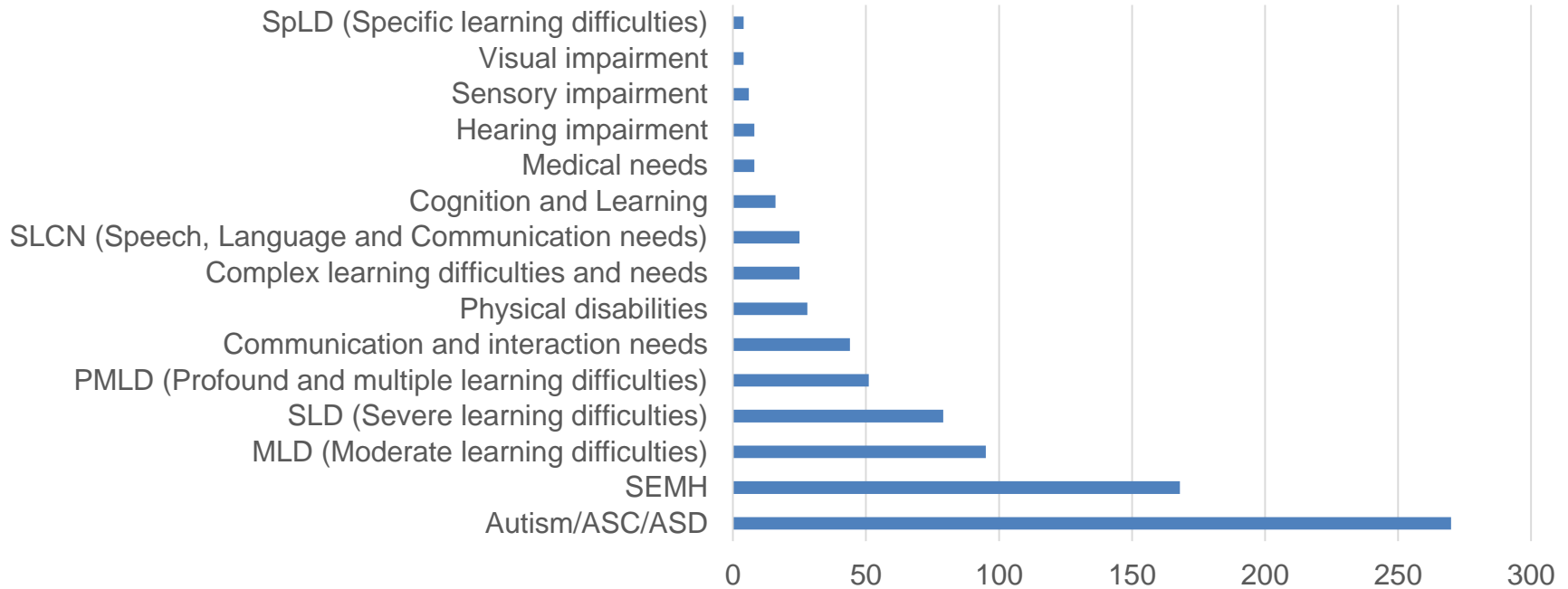


- **The SPCF-funded projects that add places look like they'll add about 5.5k places (heavily caveated – will change)**



ASD and SEMH are the needs most frequently targeted

Special Education Need Projects addressing:



Projects can include more than one type of SEN or disability
(and are scored more than once if so)



Transparency and next steps

- We asked all LAs to publish a short plan and summary of their consultation on their Local Offer before we can release funding
- 98 LAs paid in August – hope to pay remaining 52 this Autumn
- If funding isn't paid this year **it isn't lost** – just rolled into next year
- Next year: **update and republish plans in March** to receive next tranche of funding

We are keen to learn from this first round – how can we improve the process for next time?



Special free schools

- commitment from local authorities is important so that new special free schools complement the local education offer and are a close match for what families need.
- **15 October 2018** – deadline for LAs for **AP and Special** free schools round
- Focus on helping LA **manage high needs revenue costs.**
- We will prefer projects with an available, good vfm site with an acceptable level of risk – in particular, bids with peppercorn sites
- Making a site available on a peppercorn lease gives the greatest chance of finding a provider to run the school and of the school opening successfully and on time.
- Early 2019 – successful LAs announced; invite applications to find a trust to open the school
- **Importance of encouraging prospective trusts to bid**



How much do SEN places cost to build

We looked at SEND related projects in SCAP Capital Spend Data:

- Only the projects completed in 2015/16 or 2016/17
- Only the projects that provide SEN places
- Excluding zero cost projects

We calculated cost per place:

- Total cost of all SEN places (adjusted by region and inflation) divided by the total number of SEN places

We looked at cost per place for both additional and re-provided places (separately), in:

- mainstream schools with SEN/RP units
- mainstream schools without SEN/RP units
- special schools

Our next step is to add in data from any schools where EBD OG holds data we don't have – it will add about 30 additional projects to our sample (which is currently 265 projects)



How much do SEN places cost to build

Table showing the costs per SEN place in mainstream schools without units, mainstream schools with units and special schools

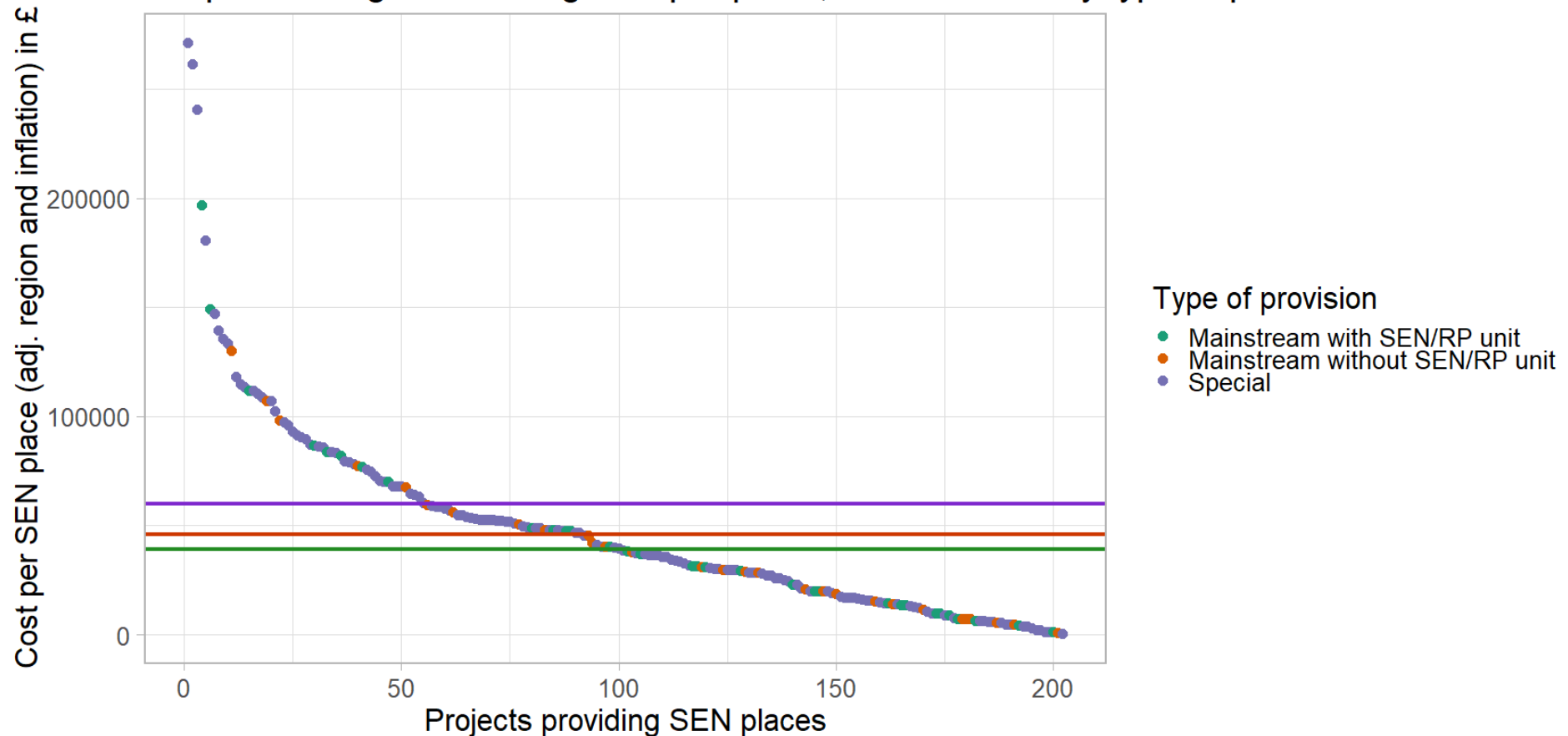
	Mainstream schools without a SEN unit	Mainstream schools with a SEN unit	Mainstream schools (in general)	Special schools
Sample size (number of projects)	29	32	63	141
Additional SEN places	402	407	886	4023
Existing SEN places re-provided	21	112	133	3372
Total SEN places	423	519	1019	7395
Cost per additional SEN place	£40,000	£51,000	£43,000	£59,000
Cost per re-provided SEN place	£19,000	£27,000	£26,000	£61,000
Cost per SEN place	£39,000	£46,000	£40,000	£60,000

- **Cost per SEN place in a special school is estimated to be around £60k**



How much do SEN places cost to build

Graph showing descending cost per place, colour-coded by type of provision



The graph shows that for each type of provision, there is variation in cost per place with some high cost outliers. The majority of outliers relate to special school projects.



How much do SEN places cost to build

We have carried out correlation analysis to see if there is a trend between any of the following factors and cost per place

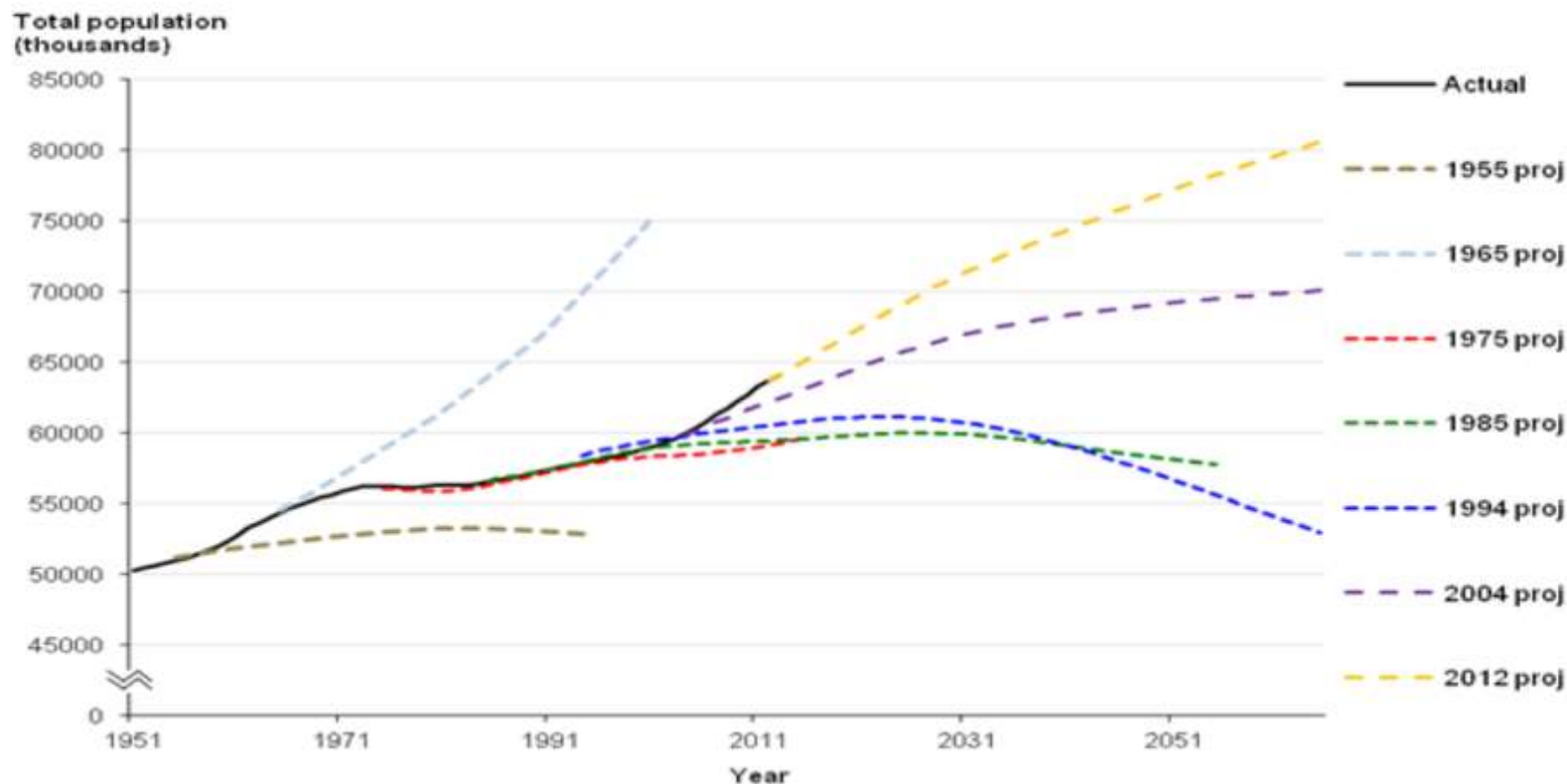
- Area (m²) of the project
- Type of SEND
- Number of places provided

We found that none of these factors individually cause an increase or decrease in cost per place (it is therefore) more likely that a combination of several factors influences the cost



Demographic trends and the perils of forecasting...

Actual and projected UK population, 1951 to 2065, selected projections by base year



How will the transition to secondary level and the flattening of demographic growth affect capital projects for pupils with SEND?

- More secondary SEN unit and special school places needed early in the next decade
- Towards the middle of the next decade – will this become more about facilities costs?
- How can capital spend support inclusion?



Any questions?

Contact us:

SEND: SEN.implementation@education.gov.uk

Pupil place planning: advisers.ppp@education.gov.uk

Efficiency: LA.efficiency@education.gov.uk

Free schools: FS.applications@education.gov.uk

Marie-Elise.Howells@education.gov.uk

